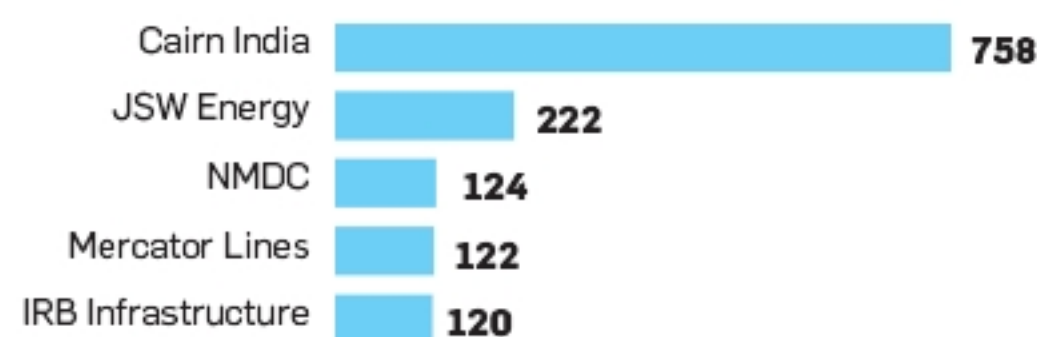


# ET WEALTH TOP 100 STOCKS

Every week we put about 3,000 stocks through four key filters and rate them on a mix of factors. The end result of this exercise is the listing of the top 100 stocks based on the composite rating to help ease your fortune hunt.

## Fast Growing Stocks

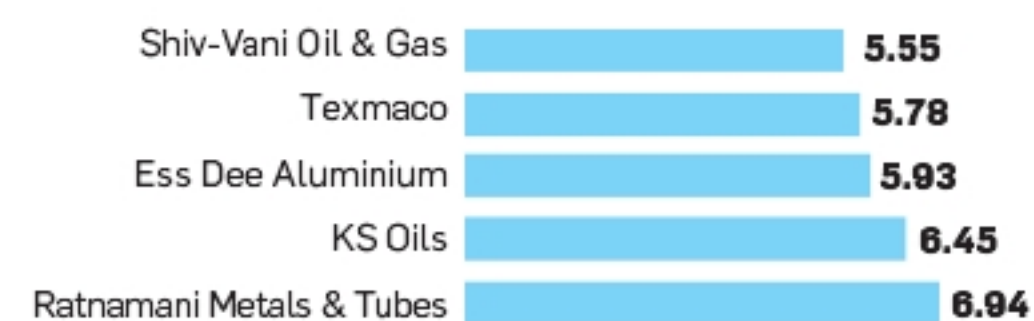
Top 5 stocks with the highest expected revenue growth (In %).



See revenue column in the adjacent table.

## Least Expensive Stocks

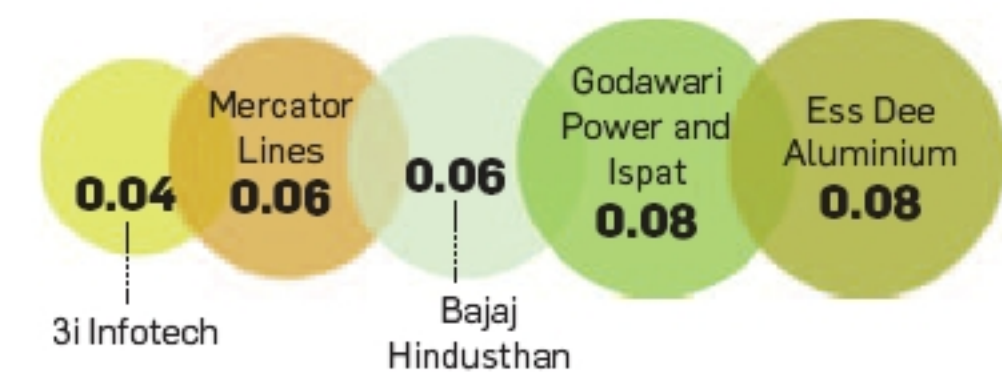
5 stocks with the lowest forward PE.



See PE column in the adjacent table.

## Best PEGs

Top 5 stocks with the least price earning to growth ratio.



See PEG column in the adjacent table.

## Income Generators

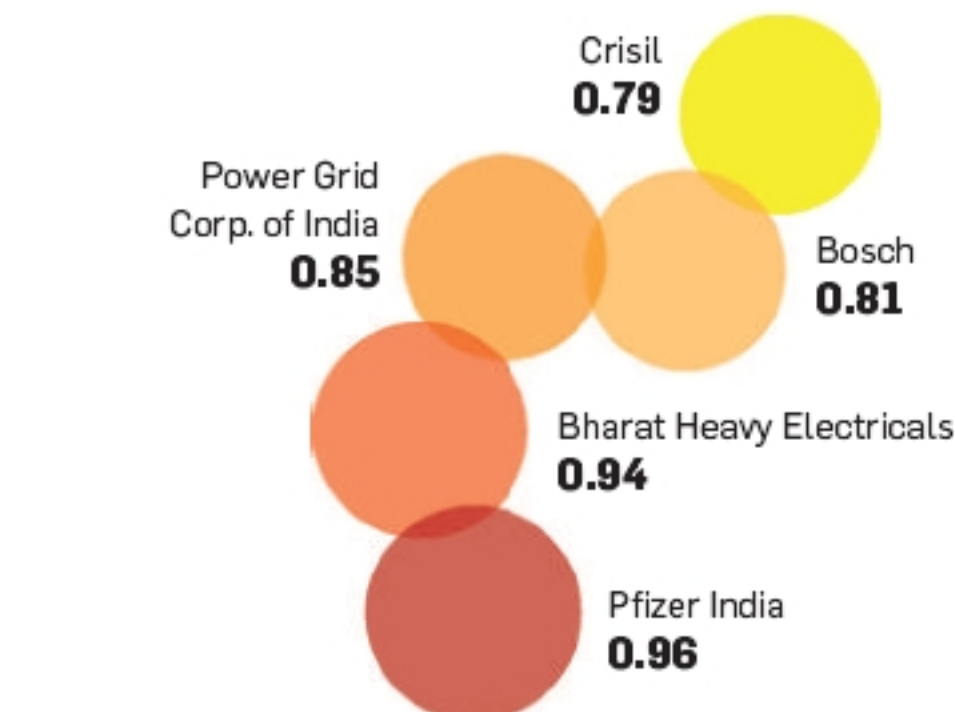
Top 5 stocks with the highest dividend yield.



See dividend yield column in the adjacent table.

## Least Risky

Top 5 stocks with the lowest downside risk



See downside risk and bear beta columns in the adjacent table.

OVERALL RANK	G R O W T H %			V A L U A T I O N R A T I O S				R I S K		R A T I N G		
	Revenue	Net Profit	EPS	P/E	P/B	Div Yield	PEG	Downside Risk	Bear Beta	No. of Analysts	Consensus Rating	
Godawari Power and Ispat	1	43.96	125.40	115.47	9.09	1.04	1.29	0.08	1.66	1.11	16	4.88
Usha Martin	2	48.43	59.87	59.73	8.91	1.04	1.70	0.15	1.50	0.99	15	4.87
Ess Dee Aluminium	3	70.50	88.02	70.45	5.93	2.26	0.49	0.08	1.23	0.58	5	5.00
Ashok Leyland	4	67.24	74.53	75.24	16.91	1.95	2.81	0.22	1.52	1.68	44	4.27
Infinite Computer Solutions	5	57.85	65.17	65.06	8.36	2.27	1.81	0.13	1.55	1.13	5	5.00
Oil & Natural Gas Corp.	6	27.22	36.48	55.78	12.09	2.31	4.23	0.22	0.98	0.53	46	4.59
Gujarat Industries Power	7	58.96	58.31	58.65	13.32	1.14	2.66	0.23	1.10	0.74	9	4.00
HDIL	8	102.83	121.21	67.75	8.62	0.76	0.00	0.13	2.06	1.55	31	4.32
Bombay Rayon Fashions	9	82.04	115.68	98.05	14.20	1.45	0.60	0.14	1.19	0.75	5	4.60
Mercator Lines	10	121.63	308.76	287.42	17.79	0.44	0.48	0.06	2.05	2.56	6	4.83
Sobha Developers	11	51.52	81.87	78.39	17.88	1.51	0.94	0.23	1.78	1.42	22	4.91
Tata Motors	12	47.87	293.57	219.04	25.39	8.60	1.20	0.12	1.68	1.60	49	4.78
Deepak Fertilisers	13	53.38	36.40	33.69	8.92	1.60	2.67	0.26	1.49	0.90	10	5.00
Sterlite Industries India	14	53.81	32.09	85.77	13.96	1.48	0.57	0.16	1.67	1.25	42	4.71
Bajaj Auto	15	67.11	82.21	80.98	24.55	14.41	1.48	0.30	1.16	0.56	55	4.09
BGR Energy Systems	16	90.08	75.93	76.22	18.93	5.40	1.35	0.25	1.80	1.10	31	4.65
JSW Energy	17	222.38	98.14	104.32	15.07	2.67	0.96	0.14	1.36	0.88	23	3.00
Cairn India	18	758.46	684.98	666.01	57.04	1.77	0.00	0.09	1.21	0.89	36	3.53
Pratibha Industries	19	60.08	62.06	35.44	8.70	1.79	1.03	0.25	1.64	1.18	8	5.00
Aditya Birla Nuvo	20	38.64	414.94	358.57	51.75	1.52	0.62	0.14	1.28	0.67	9	4.67
NIIT Technologies	21	40.44	38.39	37.60	9.15	2.00	3.58	0.24	1.33	0.86	7	4.71
Thermax	22	69.05	212.89	212.00	29.65	7.13	0.77	0.14	1.21	0.64	30	3.97
Parsvnath Developers	23	66.00	100.52	79.33	9.00	0.55	0.00	0.11	2.04	0.49	6	3.17
Everest Kanto Cylinder	24	37.29	109.90	116.05	19.53	1.31	1.48	0.17	1.86	1.36	7	4.43
Sintex Industries	25	51.42	59.47	63.04	13.02	2.22	0.39	0.21	1.61	1.42	17	4.76
Opto Circuits India	26	84.43	61.15	59.84	18.72	4.67	1.51	0.31	1.31	1.09	13	4.46
Strides Aroclab	27	73.26	128.05	58.86	17.97	1.94	0.40	0.31	1.58	0.77	6	4.83
Texmaco	28	45.14	56.40	50.01	5.78	1.01	2.02	0.12	4.09	1.53	6	3.83
KS Oils	29	42.23	55.59	47.55	6.45	1.00	0.51	0.14	2.06	1.45	6	5.00
Greaves Cotton	30	39.54	54.96	55.07	18.91	5.27	3.68	0.34	1.09	0.70	5	5.00
Shiv-Vani Oil & Gas	31	29.45	39.05	30.73	5.55	0.97	0.40	0.18	1.14	0.79	14	4.79
Petronet LNG	32	57.06	59.02	59.73	21.76	3.94	1.49	0.36	1.44	0.87	39	4.03
Rallis India	33	48.20	69.54	65.67	24.32	5.94	1.22	0.37	1.25	0.36	13	4.62
Redington India	34	37.94	59.33	53.26	16.55	2.84	1.32	0.31	1.23	0.23	7	4.57
Rolta India	35	41.52	30.76	26.51	9.17	1.46	2.20	0.35	1.35	0.73	14	4.43
Shipping Corp. of India	36	21.52	55.80	46.51	13.03	0.78	7.02	0.28	1.23	1.25	13	3.77
NIIT	37	18.27	55.82	59.73	12.40	1.73	2.66	0.21	1.43	1.39	13	4.31
Power Grid Corp. of India	38	43.00	48.21	36.16	20.34	2.60	1.52	0.56	0.85	0.45	33	4.21
Sesa Goa	39	43.58	71.29	54.54	9.67	3.29	1.04	0.18	1.78	1.59	36	3.44
3i Infotech	40	15.35	727.68	675.42	26.03	0.89	3.15	0.04	1.51	1.47	5	3.60
Torrent Pharmaceuticals	41	36.21	54.82	54.78	20.13	5.60	1.09	0.37	1.15	0.49	13	5.00
Gateway Distriparks	42	37.39	35.41	31.97	16.36	1.95	4.17	0.51	1.28	0.32	12	4.67
Hindustan Dorr Oliver	43	55.11	44.97	50.24	11.30	2.84	0.91	0.22	1.85	1.08	8	4.63
HCL Technologies	44	49.57	58.02	53.87	24.26	4.89	1.18	0.45	1.26	1.17	56	4.18
Reliance Industries	45	27.89	49.36	37.01	11.62	2.02	0.73	0.31	1.08	1.02	43	4.30
Bosch	46	65.65	78.70	76.48	32.30	6.79	0.50	0.42	0.81	0.11	9	4.67
Dr Reddy's Laboratories	47	28.73	301.83	298.16	73.44	6.84	0.74	0.25	1.02	0.42	47	3.74
Cummins India	48	44.19	68.87	71.86	28.83	8.99	1.93	0.40	1.05	0.68	14	4.36
Aban Offshore	49	7.79	96.13	93.60	8.44	1.41	0.60	0.09	2.16	1.85	27	3.52
Sun TV Network	50	48.72	62.50	62.92	31.19	8.60	2.67	0.50	1.34	0.73	35	4.00
IRB Infrastructure	51	119.73	38.50	39.59	16.49	3.12	0.82	0.42	1.96	1.67	36	4.86
GE Shipping	52	8.92	37.27	32.67	8.48	0.76	4.05	0.26	1.42	1.66	17	4.18
Maharashtra Seamless	53	24.64	22.22	22.12	8.70	1.08	1.75	0.39	0.98	0.74	16	4.38
Hindustan Construction	54	29.69	2,443.88	2,212.29	442.38	1.70	1.08	0.20	2.12	1.61	28	3.93
JSW Steel	55	72.34	54.62	21.67	10.74	1.88	1.03	0.50	1.88	2.10	52	3.85
Ahluwalia Contracts	56	43.25	42.27	42.21	9.82	3.17	0.62	0.23	1.51	0.36	15	4.13
WABCO-TVS India	57	73.12	88.01	88.05	23.49	6.79	0.27	0.27	1.40	1.04	5	5.00
Monnet Ispat & Energy	58	63.50	43.71	28.45	10.08	1.80	0.91	0.35	1.22	1.19	11	4.18
Godrej Consumer Products	59	105.87	68.56	60.66	31.64	11.57	1.21	0.52	1.50	0.42	32	4.03
Consolidated Constructions	60	34.04	16.40	42.19	10.90	1.69	0.92	0.26	1.42	0.49	8	4.75
Motherson Sumi Systems	61	43.18	89.45	83.23	28.39	5.92	0.94	0.34	1.41	0.58	17	4.12
Bharat Heavy Electricals	62	46.29	50.63	53.20	24.02	6.54	0.59	0.45	0.94	0.76	46	4.33
NMDC	63	124.35	142.13	138.71	31.34	7.57	0.81	0.23	1.37	0.70	13	2.77
Gujarat Gas Company	64	51.72	54.54	53.46	26.25	5.93	2.25	0.49	1.11	0.61	18	3.72
National Aluminium Company	65	32.93	74.69	75.86	32.62	2.56	1.10	0.43	1.06	0.62	34	1.59
Bajaj Hindusthan	66	29.02	28.57	130.66	7.53	0.65	0.90	0.06	1.95	1.81	16	1.50
United Phosphorus	67	20.18	41.02	30.94	12.02	2.11	1.39	0.39	1.51	1.10	21	4.81
Ipca Laboratories	68	39.15	43.49	43.23	18.67	4.45	0.99	0.43	1.16	0.77	23	4.57
Tata Consultancy Services	69	51.55	43.03	43.68	31.48	11.97	1.80	0.72	1.05	0.79	60	4.30